

## Wall Boxes

### W02 Double Door Lockable Wall Box - ST, FC


The Optronics wall box system in its basic form is supplied with the box unloaded ready for you to install the adapter of your choice. The box can also be pre-loaded complete with the required adapter and simple splice management kit, or pre-loaded with pigtails to meet your project needs.


**W02**





**48  
Port**


Unloaded Panel W02XXX00

	ST Singlemode	
	W02 (48 port)	With
	W02STS24	24 adapters
	W02STS36	36 adapters
	W02STS48	48 adapters
<b>Adapter only part no. STUZR02</b>		

	FC Multimode	
	W02 (48 port)	With
	W02FCM24	24 adapters
	W02FCM36	36 adapters
	W02FCM48	48 adapters
<b>Adapter only part no. FCUPHBR-D</b>		

	ST Multimode	
	W02 (48 port)	With
	W02STM24	24 adapters
	W02STM36	36 adapters
	W02STM48	48 adapters
<b>Adapter only part no. STUPHBR</b>		

	FC Singlemode	
	W02 (48 port)	With
	W02FCS24	24 adapters
	W02FCS36	36 adapters
	W02FCS48	48 adapters
<b>Adapter only part no. FCUZR02-D</b>		

	FCA Singlemode	
	W02 (48 port)	With
	W02FCA24	24 adapters
	W02FCA36	36 adapters
	W02FCA48	48 adapters
<b>Adapter only part no. FCAPCUZR02-D</b>		

#### Specification:

**Width:** 355mm **Depth:** 90mm **Height:** 365mm **Weight:** 4kg Fully loaded **Colour:** Grey  
Cable entry 4 x 20mm gland holes