

MTP® Ruggedized Pigtail

Description

The FibreFab MTP® ruggedized pigtail enables rapid deployment of a high density backbone / horizontal cabling, this reduces installation time and cost.

The small footprint of the MTP® interface simplifies and reduces the amount of front patchpanel adapter space compared to traditional discrete connectors. The ruggedized 5/3mm construction allows longer pigtail lengths enabling splice management to be located outside the patchpanel racks.

These MTP® pigtail assemblies feature color coded fibres for easy splice identification.

The MTP® interface is compatible with next generation networks and parallel optics protocols, making any network utilizing this product future proof.

Features

- ▶ Multifibre MTP® connector interface
- ▶ Fibres are colour coded as per IEC 60304 MTP® interface
- ▶ OS1/2, OM3, OM4 fibre grades (OM1 and OM2 available)
- ▶ Ruggedized 5/3mm Micro Cable pigtail construction with 250µm fibres in 3mm tube.
- ▶ Low smoke zero halogen LSZH, Plenum OFNP, Riser OFNR buffer
- ▶ Factory terminated and tested

Benefits

- ▶ MTP® interface reduces front panel adapter space
- ▶ Increased speed of installation
- ▶ Ruggedized pigtails allow for splicing to be done remotely from adapter patchpanel
- ▶ Next generation networks proof

Applications

- ▶ Telecom and datacom application
- ▶ Patch panels, wall boxes, ODFs and splice cassettes
- ▶ Supports high speed multi channel video, data and voice services in metropolitan and access networks
- ▶ ATM, SONET and WDM, ETHERNET, FIBRE CHANNEL

Standards Compliance


- ▶ TIA/EIA-568-C.3 and ISO/IEC 11801
- ▶ IEC-61754-7 & EIA/TIA-604-5
- ▶ IEC 60332
- ▶ Compliant to Directive 2002/95/EC (RoHS) and REACH SvHC
- ▶ IEC-60793

Cable Performance

Fibre Type (ISO/IEC 11801)	OS1/OS2	OM1	OM2	OM3	OM4
Attenuation Coefficient [dB/km]	≤ 0.38 Max (1310nm)	≤ 3.5 Max (850nm)	≤ 3.5 Max (850nm)	≤ 3.5 Max (850nm)	≤ 3.5 Max (850nm)
	≤ 0.25 Max (1550nm)	≤ 1.5 Max (1300nm)	≤ 1.5 Max (1300nm)	≤ 1.5 Max (1300nm)	≤ 1.5 Max (1300nm)
Minimum Bandwidth: Overfilled Launch [Mhz-km]	≤ 0.34 Typ (1310nm)	≤ 2.9 Typ (850nm)	≤ 2.7 Typ (850nm)	≤ 2.7 Typ (850nm)	≤ 2.7 Typ (850nm)
	≤ 0.19 typ (1550nm)	≤ 1.2 typ (1300nm)	≤ 0.9 typ (1300nm)	≤ 0.9 typ (1300nm)	≤ 0.9 typ (1300nm)
Minimum Bandwidth: Laser Effective Modal Bandwidth [Mhz-km]	NA	≥ 200 (850nm)	≥ 500 (850nm)	≥ 1500 (850nm)	≥ 3500 (850nm)
	NA	≥ 500 (1300nm)	≥ 500 (1300nm)	≥ 500 (1300nm)	≥ 500 (1300nm)
	NA	NA	NA	≥ 2000 (850nm)	≥ 4700 (850nm)

Connector Performance

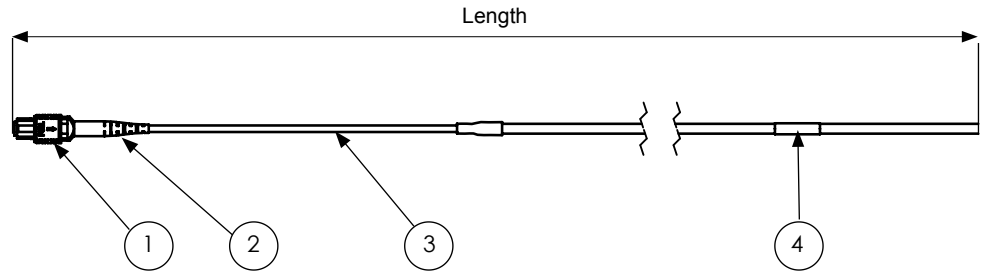
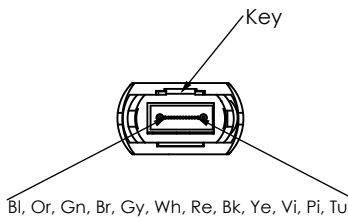
CONNECTOR MATING	IL AVERAGE	IL MAX	RETURN LOSS
MTP® Elite (MM)	0.10 dB	0.35 dB	NA
MTP® (MM)	0.20 dB	0.60 dB	NA
MTP® Elite (SM)	0.10dB	0.35dB	>60dB
MTP® (SM)	0.25dB	0.75dB	>60dB



MTP® Ruggedized Pigtail

Technical Specification

Element	Characteristic
Fibre	OS1/OS2, OM1, OM2, OM3, OM4 (ISO/IEC 60793)
Cable	Micro Cable- 12 cores (ISO/IEC 60794) MAX OD: Max OD 12 cores 4.5 ± 0.3mm Jacket material: LSZH (IEC 60332), OFNP (NFPA 262) Jacket colour: Violet (OM3), Aqua (OM3, OM4), Yellow (OS1/OS2), Orange (OM1, OM2)
Connectors	MTP® US Conec (IEC-61754-7 & EIA/TIA-604-5) Boot Colour: Black / Body Sleeve Colour: MM (Beige), MM Elite (Aqua), SM (Green), SM Elite (Yellow)
Operating Temperature	-20 ~ +60°C
Storage Temperature	-40 ~ +70°C



1. MTP® Connector
2. MTP® Connector Boot
3. Fibre Optic Cable
4. Serial Number Label

Part Number Generator

Connector Type		Fibre type		MC	Pigtail length (m)	Jacket Type	
MTP® Standard Male	MTPM	OS1/OS2 G652D	09		1	LSZH standard	Leave Blank
MTP® Elite Male	MTPEM	G657A1	A1		2	OFNP	PL
		OM1	62		3	OFNR	RI
		OM2	50		5		
		OM3	OM3				
		OM4	OM4				

Example Part Number

MTPM09MC3

This part number will configure a 3 metre singlemode OS1/2 G652D MTP® ruggedized pigtail with a standard MTP® male connector



NB: coloured splice protectors are available upon request